





SUMMER




NAME _____



My Summer Vacation




Summer Break Bulletin Board



Materials

- Summer Bulletin Board reproducible
- summer photo
- transparent tape
- crayons and markers



Instructions

1. Write your name in the space marked "NAME".
2. Tape a summertime photo in the space marked "TAPE PHOTO HERE".
3. Write down what you did during the summer break on the "My Summer Vacation" note.
4. Color in the bulletin board.

